



# DATAFLEX REPORTS

NICK NIKIJULUW

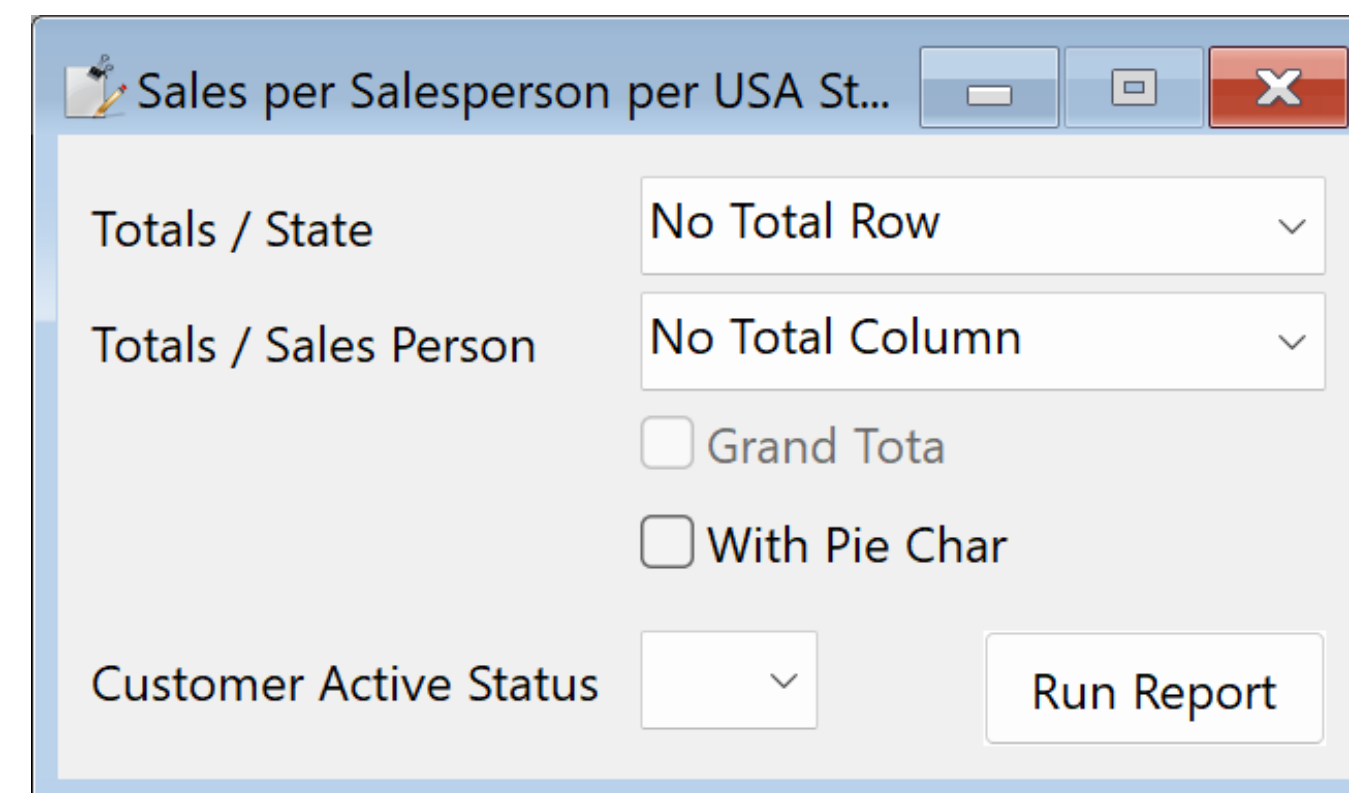
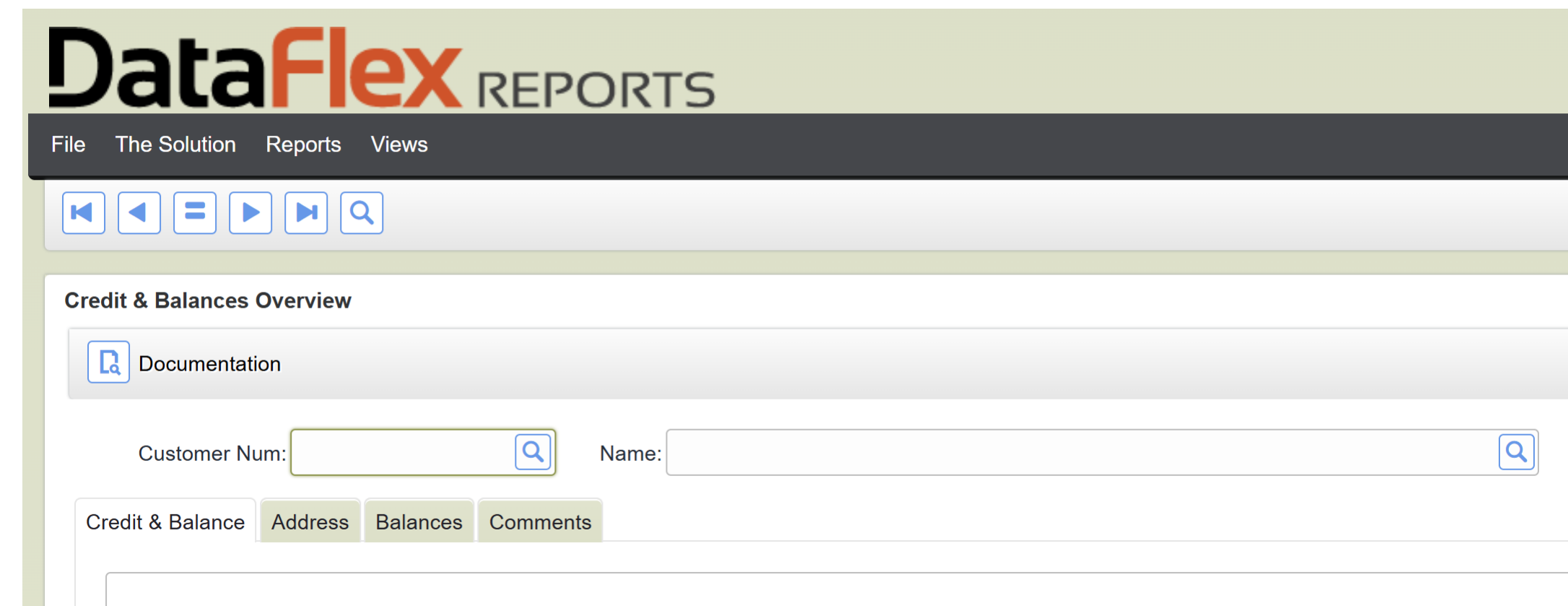
# DATAFLEX REPORTS

DEVELOPER EDITION

STANDARD EDITION

# DATAFLEX REPORTS DEVELOPER EDITION

- Integration Library
- Embed reports in DataFlex Apps
- Royalty-free distribution
- Web Deployment License



# DATAFLEX REPORTS STANDARD EDITION

- Meant for end user
- Reports are stored as physical files .DR files
- Single user
- Access rights
- Security
- Functions are static
- QuickLists

```
DIM iActivated
Let iActivated = 0

//Select Year
If year({FACORDXU.DATORD}) > 2025 then
  Let iActivated = iActivated + 1
end

//Select Customers
if instr("|12040|15917|10172|10173|14148|13154|13156|13157|13158|13601|13602|13604|15906|16919|12040|12001",
  Let iActivated = iActivated + 1
end

//Select Products
if instr("|17|40|999||16|23|42||17|40|999|16|23|42|", '|' + {FACTRGXU.ARTGRP} + '|') > 0 then
  Let iActivated = iActivated + 1
end

return iActivated = 3
```

# DATAFLEX REPORTS TODAY

- DataFlex Reports Developer
- DataFlex Reports Standard

- Central repository
- Secure access
- Multi-user
- Versioned reporting
- Access anywhere.
- **Author**
- **Administrator**
- **End User**

# Self-service

# DATAFLEX REPORTS SERVER AUTHOR

The screenshot displays the DataFlex Reports 2026 Developer Edition 26.0 interface. The main window shows a report design for 'Customer List.dr [Design]'. The report is structured into several sections:

- PH Always:** Contains a page number field '@PageNOFM' and the report title 'Customer List'.
- PH NoDrillDown:** A header row with columns: Number, Name, Phone, E-Mail.
- PH DrillDown:** A header row with columns: Cust#, Name, City, State.
- GH NoDrillDown:** A data row with fields: Customer, Customer.Name, Customer.Phone, Customer.EMail\_Address.
- GH DrillDown:** A data row with fields: Custome, Customer.Name, Customer.City, Custo.
- Details:** A shaded area representing data details.
- Group Footer #1: GroupDataOn:** A shaded area representing group footer data.
- Report Footer:** Contains the text 'The above data is filtered by the following conditions' and a filter field '@Filters'.
- Page Footer:** A blank area for page footer information.

The interface includes a menu bar (File, Edit, View, Insert, Format, Database, Report, Window, Language, Help), a toolbar with various icons, and two side panels: 'Field Explorer' and 'Report Explorer'. The 'Field Explorer' shows a tree view of fields including Database Fields (OrderEntry\_24\_0), Parameter Fields, Function Fields, Group Name Fields, and Special Fields. The 'Report Explorer' shows a tree view of report sections and fields, including Text, PH DrillDown, GH NoDrillDown, GH DrillDown, Details, Group Footer #1: GroupDataO, Report Footer, and Function: @Filters.

The status bar at the bottom indicates the file path: C:\Users\Nick\Desktop\FlexRoads 2026\Presentaties Nick\DataFlex Reports\Reports\Customer List.dr 0.02, 0.35 : 6.46 x

# DATAFLEX REPORTS END USER

## DataFlex

Reports Enterprise

- Dashboard
- Reports
- Favorites
- Recent
- Shared with me
- Workspace
- Data Connections
- Scheduled Reports
- Notifications 2
- Saved Filters
- Help

**JD** John Doe  
Sales Department

### Welcome back, John

Here's what's happening in your workspace.

**12** Favorites

**8** Recent Reports

**3** Scheduled Today

**2** Notifications

#### Favorite Reports

[View all](#)

- Sales Summary  
Sales • Updated 2 days ago
- Customer Overdue  
Finance • Updated 1 day ago
- Monthly Commission  
HR • Updated 5 days ago
- Top 10 Customers  
Sales • Updated yesterday
- Inventory Status  
Logistics • Updated 3 days ago

#### Recent Reports

[View all](#)

- Sales Summary  
Today, 09:15
- Orders by Customer  
Today, 08:42
- Inventory Status  
Yesterday, 16:30
- Aged Receivables  
Yesterday, 10:11
- Monthly Commission  
14 May 2025, 11:05

#### Continue where you left off

- Orders by Customer  
Last opened: Today, 08:42

[Open Report](#)

#### Scheduled Reports

[View all](#)

- Daily Sales Snapshot  
Today, 07:00 ✓
- Weekly Orders Report  
Today, 09:00 ✓
- Monthly Financials  
Tomorrow, 06:00
- Inventory Reorder List  
Tomorrow, 08:00

#### Quick Actions

- Request new report
- Request access
- Create saved filter
- View my permissions

#### Filter by Workspace

All Workspaces	128
Sales	45
Finance	32
Logistics	28
HR	23

#### Filter by Data Connection

All Connections	128
SQL Server - Production	64
SQL Server - Reporting	32
Oracle - Finance	16
MySQL - Analytics	16

# DATAFLEX REPORTS ADMINISTRATOR

- Database
- Workspace
- Data source
- Users
- User group
- DB Drivers
- Reports
- Filter Panels
- QuickLists
- ...

**DataFlex**  
Reports Server

**Admin Dashboard**  
Overview of system status and pending actions. Last 7 days

**Dashboard**

- Reports
- Workspaces
- DataSource
- DataSource types
- Database Types
- Database SubTypes
- ODBC Drivers
- Users
- User Groups

**System Status**

All Systems	Operational
Database Connections	Operational
Report Server	Operational
Scheduled Jobs	2 Failed
File Storage	Operational

**Recent Activity**

- New report uploaded (Sales Trend Analysis) by John Doe, 10 min ago
- Filter panel created (Customer Overdue) by Admin User, 35 min ago
- User added (Lisa Brown) by Admin User, 1 hour ago

**License Usage**

1,248 of 2,000

Named users	62%
Authors (85 of 200)	42%
Viewers (1,163 of 1,800)	65%

**Quick Actions**

- Upload Report
- Create Filter Panel
- Assign to User Group
- Create Workspace
- Add User
- View Audit Log

**Reports Overview** (Last 7 days)

Total Reports	1,248
Published Reports	1,102
Draft Reports	89
Archived Reports	57

**Most Used Reports**

Sales Summary	1,256
Customer Overdue	982
Orders by Customer	713
Monthly Financials	512
Inventory Status	438

**Reports by Workspace**

1,248 Total

- Sales 35%
- Finance 25%
- Logistics 20%
- HR 10%
- Other 10%

**Summary Cards:**

- 12 New reports without filter panel
- 8 Reports without user groups
- 5 Broken data connections
- 3 Failed scheduled jobs
- 24 Reports with failed last execution


**User Profile:** NN Nick Nikijuluw Logout

# DATAFLEX REPORTS SERVER HYBRID ARCHITECTURE

## Author

### 1. Studio ID

DR STUDIO (Win)



#### In Options menu

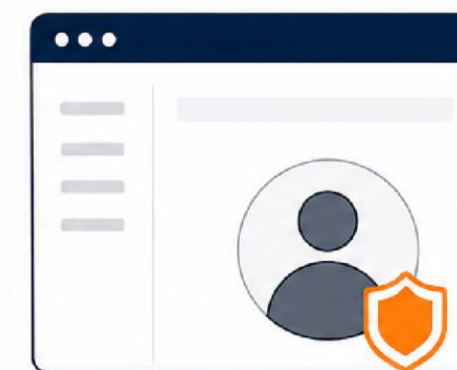
- 1 Set DR Server URL
- 2 Generate API key

 API KEY ..... 

## Administrator

### 2. Connect Studio

DR SERVER (Web)



#### Administrator (User)

- 1 Open user profile
- 2 Paste API Key

 API Key linked 

# DATAFLEX REPORTS MAINTENANCE CYCLE

## Report lifecycle

1

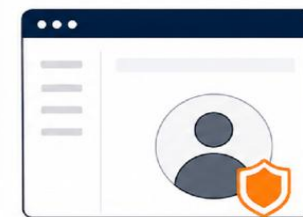
### Create report in DR Studio



- Design & Build report
- Use Existing data source (matches server)

2

### Upload to Server



- Upload to server
- Data source is imported
- Add to workspace, or Create new
- New: Version 1
- AutoCreate Filter Panel
- Run Report immediately

3

### Manage on DR Server



- Manage Workspace
- Manage data source
- Add Filters Panels
- Assign reports to Users, Groups
- Set permissions
- Run and Share reports

4

### Update in Studio



- Load report from Server in Studio
- Update report
- Upload update to Server
- New Version is created

5

### Run Report (Users)



- User access reports in Portal
- Use Filter Panels
- Run, export and schedule reports
- Based on Permissions and assignments

# DATABASE WORKSPACES


## Data sources & Workspaces

### Database Connections



- SQL Server
- Oracle
- MySQL
- PostgreSQL
- ...

### Workspaces



- Finance
- Sales
- Logistics
- HR
- ...

# DATAFLEX REPORTS SERVER REPORTING PORTAL

## DataFlex Reports Server (Central repository)



- Reports (& Versioning)
- Data Sources
- Workspaces
- Filter panels
- Users, Groups
- Permissions
- ...

# DTAFLEX REPORTS SERVER FILTER PANELS

Filter Panels. One or more, per report



- Default filter panel – Auto created
- Add Custom filter panels
- Assign filter panels to users & groups
- Users select filter panel to run report
- ...

**FAMOUS  
WORDS**

*“Trust me, it works!”*

# DATAFLEX REPORTS SERVER PLANNING

- Adding features
  - Scheduling reports
  - Dashboards
- Test phase
  - Selected testers
  - Apply, if interested

# DATAFLEX REPORTS SERVER

## END USER

- Studio
- Central repository
- Secure access
- Multi-user
- Versioned reporting
- Access anywhere
- Self-service

## DEVELOPER

- Studio
- Integration Library
- Royalty free distribution embedded reports
- WebApp server 'deployment license'

# DATAFLEX REPORTS SERVER PRICING & LICENSING

- DataFlex Reports Studio is for Developers
- DataFlex Reports Studio is 'Server Capable'
- DataFlex Reports Studio is for End-Users
- Extend number of End-Users based on 'named users' principle

**/\* THANK YOU! \*/**